
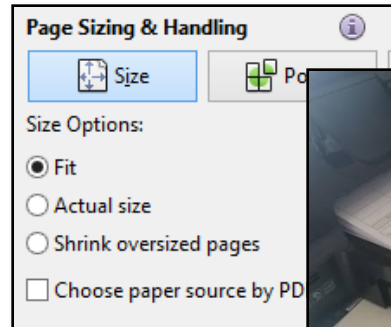


# Kindergarten Summer Packet




# Just Cut and Stack


Print packet out. Select 'FIT' option when printing.



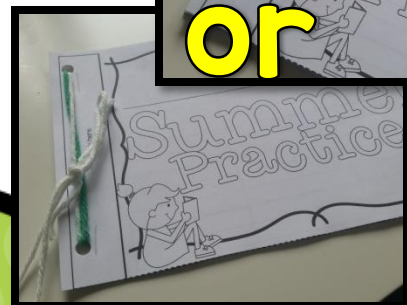
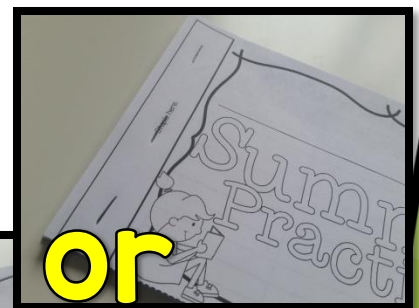
Collect one set. Cut straight across the dotted line. If your scissors are weaker, split the packet in half to cut.



Put title pages and 1-14 (top half) on top of 15-30 (bottom half). This will work with front/back on the copier, too.



2-3 staples along the side. You may need a stapler made for larger stacks of paper, like the PaperPro One Finger Stapler. If you don't have one strong enough, tie the pages together!



# Topics:


Day 1	Addition
Day 2	Ending Sounds
Day 3	Subtraction
Day 4	Middle Sounds
Day 5	Shapes
Day 6	Rhyming Words
Day 7	Patterns
Day 8	Syllables
Day 9	Counting
Day 10	Vowels
Day 11	Writing
Day 12	Sight Words
Day 13	Writing
Day 14	Skip Counting by 10
Day 15	Writing

Day 16	Making Ten
Day 17	Comprehension
Day 18	Teen Numbers
Day 19	Plural Nouns
Day 20	Comparing Numbers
Day 21	Verbs
Day 22	Counting Sets
Day 23	Capitalization
Day 24	Adding and Subtracting
Day 25	Spelling Words
Day 26	Comparing Numbers
Day 27	Rhyming
Day 28	2D and 3D Shapes
Day 29	Printing ABC's
Day 30	Printing 1-20

# Book for I-sided Print



Staple here.

# Summer Practice Packet



Today, we are going to practice **writing sentences.**

Day 15



Write a sentence to explain the picture.

Handwriting practice lines consisting of a solid top line, a dashed middle line, and a solid bottom line. There are five sets of these lines provided for writing.

Staple here.

# My Summer Reading Log

Book	How Long?	Signature

Staple here.

Today, we are going to practice **making ten.**

Day 16

$7 + \underline{\quad} = 10$

$6 + \underline{\quad} = 10$

$4 + \underline{\quad} = 10$

$9 + \underline{\quad} = 10$

$2 + \underline{\quad} = 10$

$3 + \underline{\quad} = 10$

$1 + \underline{\quad} = 10$

$5 + \underline{\quad} = 10$

$8 + \underline{\quad} = 10$



Staple here.



Today, we are going to practice **adding numbers.**

Day 1

$7 + 1 = \underline{\quad}$

$6 + 0 = \underline{\quad}$

$3 + 4 = \underline{\quad}$

$8 + 1 = \underline{\quad}$


$2 + 2 = \underline{\quad}$

$3 + 3 = \underline{\quad}$

$1 + 3 = \underline{\quad}$

$2 + 1 = \underline{\quad}$

$4 + 2 = \underline{\quad}$




Staple here.

Today, we are going to practice **answering questions.**

Day 17

Jon wants to play  
'catch' with his pal.



What game does Jon want to play?

---

---

---

---

---

---


Staple here.

Today, we are going to practice **ending sounds.**


Day 2




do



cr



an

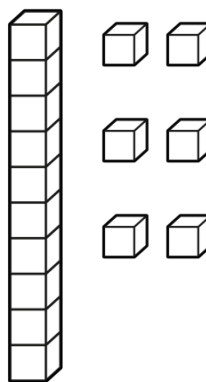
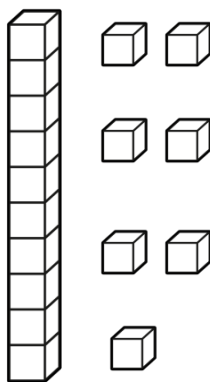
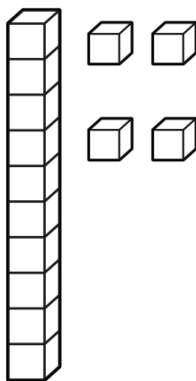


fr

Staple here.

Today, we are going to practice **teen numbers.**

Day 18



How many?

How many?

How many?

Staple here.





Today, we are going to practice  
**subtracting numbers.**

Day 3

$8 - 1 = \underline{\quad}$

$6 - 2 = \underline{\quad}$

$5 - 4 = \underline{\quad}$

$7 - 1 = \underline{\quad}$


$5 - 2 = \underline{\quad}$

$4 - 3 = \underline{\quad}$

$6 - 3 = \underline{\quad}$

$3 - 1 = \underline{\quad}$

$4 - 2 = \underline{\quad}$



Staple here.

Today, we are going to practice  
**plural nouns.**

Day 19

1 dog

1 shoe

1 crab

2

2

2



1 glass

1 drink


2

2


Staple here.

Today, we are going to practice **middle sounds.**

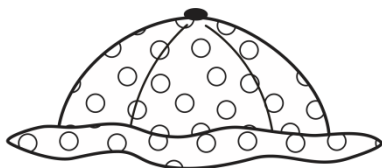
Day 4



sh \_ \_



f \_ sh



h \_ t

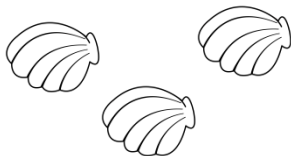


sw \_ m


Staple here.

Today, we are going to practice **comparing numbers.**

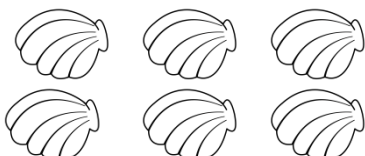
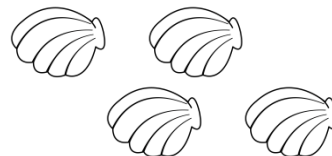
Day 20




Circle the bigger set.



Circle the bigger set.



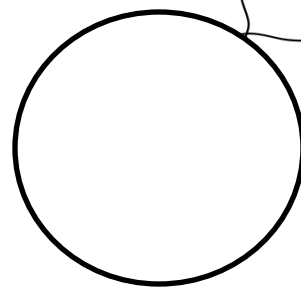

Circle the bigger set.



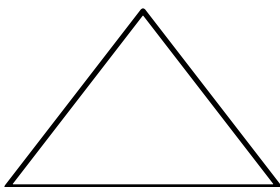
Staple here.

Today, we are going to practice **identifying shapes.**

Day 5



Staple here.




©Tobin, May 2015

Today, we are going to practice **verbs.**

Day 21

Write a verb to describe their action.



Staple here.

Today, we are going to practice  
**rhyming words.**

Day 6

swim

screen

sun

crab

fish

whale

fin


Write  
one  
word  
that  
rhymes.




Staple here.

Today, we are going to practice  
**counting sets.**

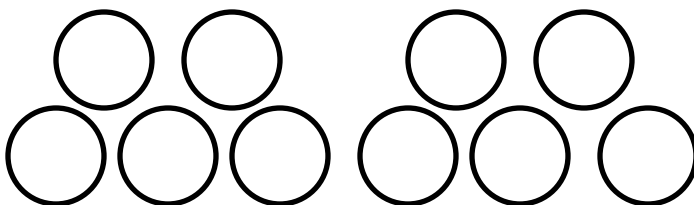
Day 22




How many?



How many?



How many?







Staple here.

Today, we are going to practice **patterns.**

Day 7

Staple here.

	What is next?
	What is next?
	What is next?
	What is next?


Today, we are going to practice **capitalization.**

Day 23

Staple here.

mickey mouse
florida
myrtle beach
united states




Rewrite these correctly.





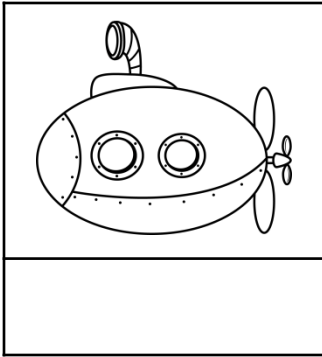
Today, we are going to practice  
**syllables.**

Day 8

Staple here.



Write  
how  
many  
syllables  
each  
word  
has.



Today, we are going to practice  
**adding and subtracting.**

Day 24

Staple here.

$3 - 1 = \underline{\quad}$

$5 + 1 = \underline{\quad}$

$4 + 4 = \underline{\quad}$

$8 - 1 = \underline{\quad}$


$5 - 2 = \underline{\quad}$

$4 + 3 = \underline{\quad}$

$2 + 3 = \underline{\quad}$

$5 - 1 = \underline{\quad}$

$6 + 2 = \underline{\quad}$



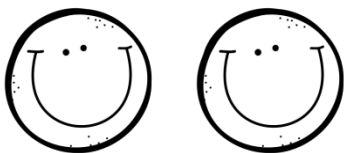


Today, we are going to practice **counting.**

Day 9

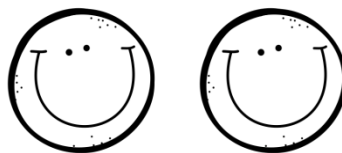
Count to 100 out loud 2 times and color the smiley face each time.

I can count to 100.



Now try to count backwards.

I can count backwards from 50.




Staple here.

Today, we are going to practice **spelling words.**

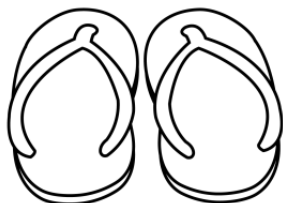
Day 25




S \_ \_ \_



S \_ \_ \_



f \_ \_ \_





C \_ \_ \_


Staple here.


Today, we are going to practice  
**vowels.**


Day 10


	Short Vowel
	Long Vowel

	Short Vowel
	Long Vowel

	Short Vowel
	Long Vowel

	Short Vowel
	Long Vowel

	Short Vowel
	Long Vowel

	Short Vowel
	Long Vowel



Staple here.

Today, we are going to practice  
**comparing numbers.**

Day 26

7 \_\_\_\_\_ 5

4 \_\_\_\_\_ 4

5 \_\_\_\_\_ 4

1 \_\_\_\_\_ 7

9 \_\_\_\_\_ 8

12 \_\_\_\_\_ 14

Use  
<, >, or =.

6 \_\_\_\_\_ 4


5 \_\_\_\_\_ 2

10 \_\_\_\_\_ 12

8 \_\_\_\_\_ 8

5 \_\_\_\_\_ 4


2 \_\_\_\_\_ 6



Staple here.

Today, we are going to practice **writing.**

Day 11



Write a sentence to explain the picture.

Handwriting practice lines consisting of four sets of three horizontal lines (top, dashed middle, bottom).

Staple here.

Today, we are going to practice **rhyming words.**

Day 27

play

sun

cloud


kite

grass

park

slide

Write one word that rhymes.



Staple here.

Today, we are going to practice  
**sight words.**

Day 12




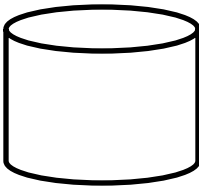
Read these words as quickly as you can.

and	away	big	come	down
find	help	here	look	little
make	my	not	play	said
run	see	the	to	up
we	where	yellow	yes	you


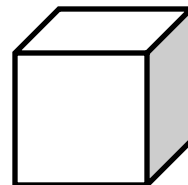


Staple here.

Today, we are going to practice  
**2D and 3D shapes.**

Day 28



Write if  
the  
shape is  
2D or  
3D.



Staple here.

Today, we are going to practice **writing.**

Day 13



Staple here.

Write a sentence to explain the picture.

Four sets of handwriting lines, each consisting of a solid top line, a dashed middle line, and a solid bottom line.

Today, we are going to practice **printing our ABC's.**


Day 29

Aa Bb Cc Dd Ee Ff Gg

Hh Ii Jj Kk Ll Mm Nn

Oo Pp Qq Rr Ss Tt Uu

Vv Ww Xx Yy Zz



Staple here.

Today, we are going to practice  
**skip counting by 10s.**

Day 14

Staple here.



10, 20, \_\_\_\_\_, 40, \_\_\_\_\_



20, 30, \_\_\_\_\_, 50, \_\_\_\_\_



50, \_\_\_\_\_, \_\_\_\_\_, 80, \_\_\_\_\_



30, \_\_\_\_\_, \_\_\_\_\_, 60, \_\_\_\_\_

Today, we are going to practice  
**printing our numbers.**

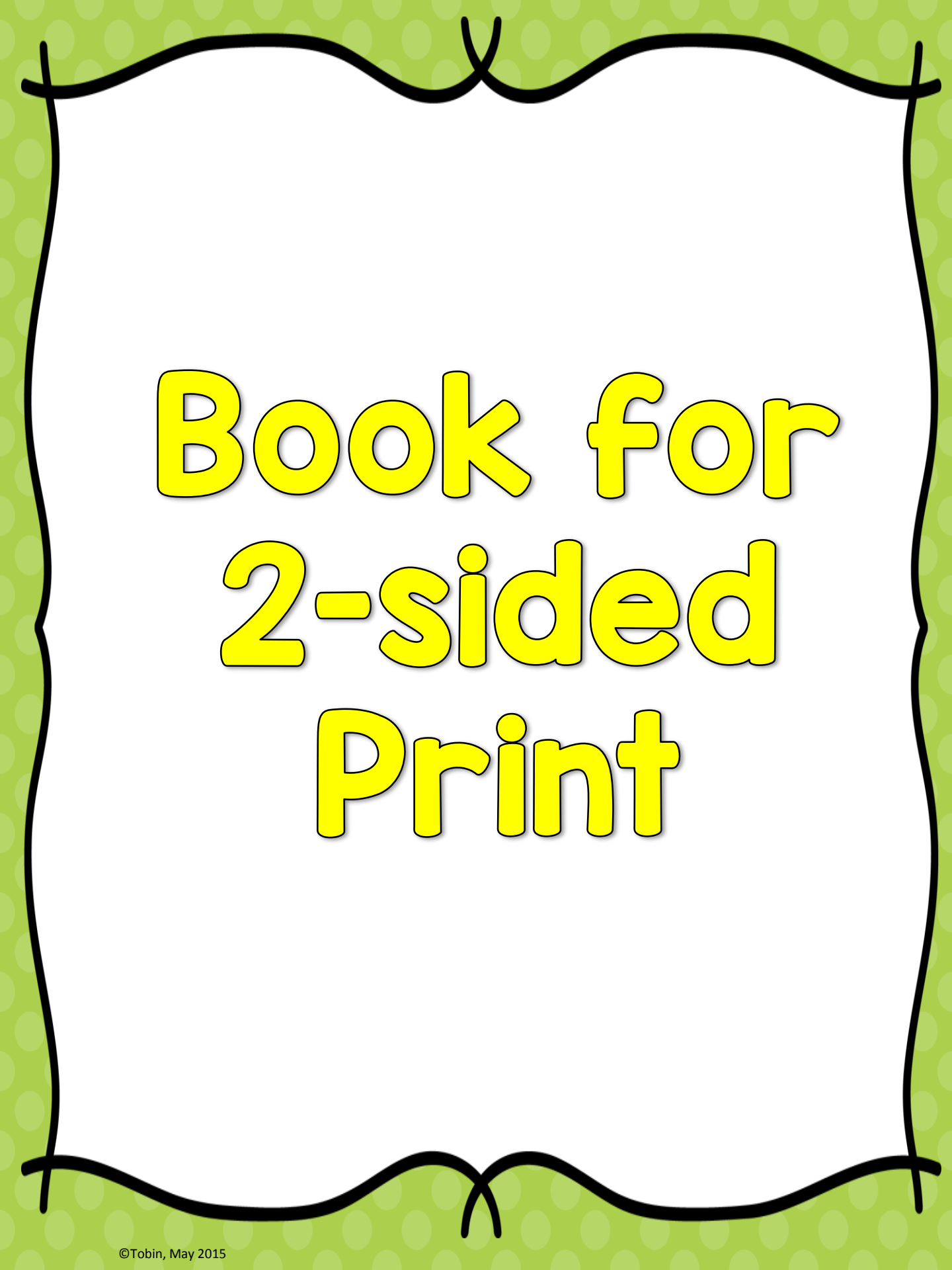
Day 30

Staple here.

1	2	3	4	5
6	7	8	9	10
11	12	13	14	15
16	17	18	19	20








# Book for 2-sided Print



Staple here.

# Summer Practice Packet



Today, we are going to practice **writing sentences.**

Day 15



Write a sentence to explain the picture.

Handwriting practice lines consisting of a solid top line, a dashed middle line, and a solid bottom line. There are five sets of these lines provided for writing.

Staple here.

# My Summer Reading Log

Book

How Long?

Signature


Staple here.

Today, we are going to practice  
**making ten.**

Day 16

$7 + \underline{\quad} = 10$

$6 + \underline{\quad} = 10$

$4 + \underline{\quad} = 10$

$9 + \underline{\quad} = 10$

$2 + \underline{\quad} = 10$

$3 + \underline{\quad} = 10$

$1 + \underline{\quad} = 10$

$5 + \underline{\quad} = 10$

$8 + \underline{\quad} = 10$



Staple here.

Today, we are going to practice **adding numbers.**

Day 1

$7 + 1 = \underline{\quad}$

$6 + 0 = \underline{\quad}$

$3 + 4 = \underline{\quad}$

$8 + 1 = \underline{\quad}$

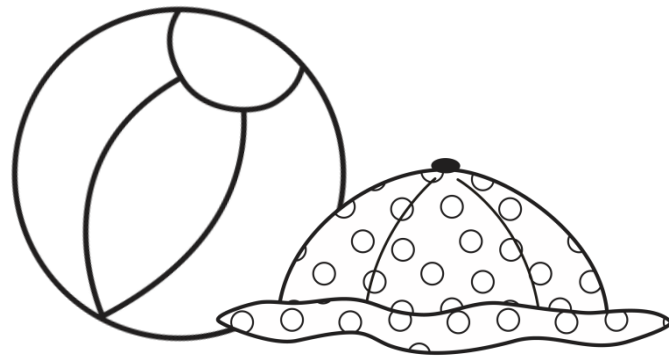
$2 + 2 = \underline{\quad}$

$3 + 3 = \underline{\quad}$

$1 + 3 = \underline{\quad}$

$2 + 1 = \underline{\quad}$


$4 + 2 = \underline{\quad}$



Today, we are going to practice **answering questions.**

Day 17

Jon wants to play  
'catch' with his pal.



What game does Jon want to play?

---

---

---

---

---


---

Today, we are going to practice **ending sounds.**


Day 2




do



cra



an

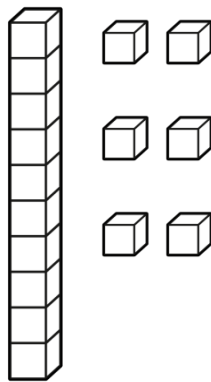
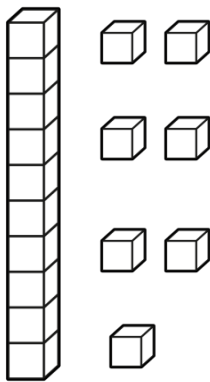
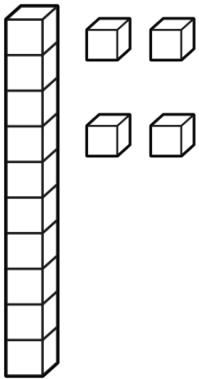


fro

Staple here.

Today, we are going to practice **teen numbers.**

Day 18



How many?

How many?

How many?



Staple here.

Today, we are going to practice  
**subtracting numbers.**

Day 3

$8 - 1 = \underline{\quad}$

$6 - 2 = \underline{\quad}$

$5 - 4 = \underline{\quad}$

$7 - 1 = \underline{\quad}$


$5 - 2 = \underline{\quad}$

$4 - 3 = \underline{\quad}$

$6 - 3 = \underline{\quad}$

$3 - 1 = \underline{\quad}$

$4 - 2 = \underline{\quad}$



Staple here.

Today, we are going to practice  
**plural nouns.**

Day 19

1 dog

1 shoe

1 crab

2

2

2



1 glass

1 drink

2


2

Staple here.




Today, we are going to practice **middle sounds.**

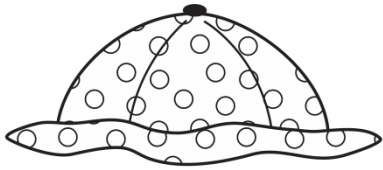
Day 4



sh \_ \_



f \_ sh



h \_ t

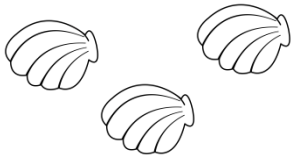


s w \_ m


Staple here.

Today, we are going to practice **comparing numbers.**

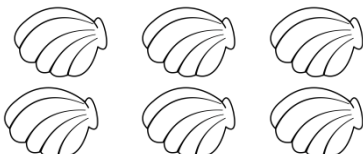
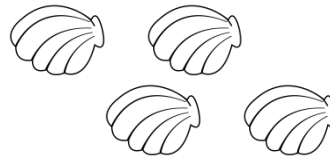
Day 20



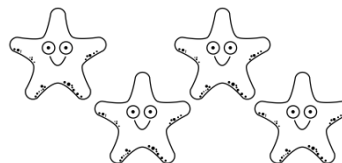
Circle the bigger set.



Circle the bigger set.





Circle the bigger set.



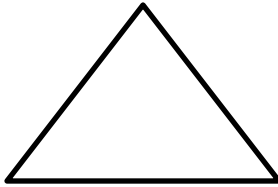
Staple here.

Today, we are going to practice **identifying shapes.**

Day 5



Staple here.





©Tobin, May 2015

Today, we are going to practice **verbs.**

Day 21

Write a verb to describe their action.



Staple here.

Today, we are going to practice **rhyming words.**

Day 6

swim

screen

sun


crab

fish

whale

fin


Write  
one  
word  
that  
rhymes.




Staple here.

Today, we are going to practice **counting sets.**

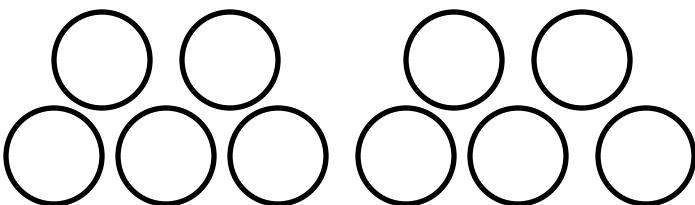
Day 22




How many?



How many?



How many?







Staple here.

Today, we are going to practice **patterns.**

Day 7

Staple here.

	What is next?
	What is next?
	What is next?
	What is next?


Today, we are going to practice **capitalization.**

Day 23

Staple here.


mickey mouse
florida
myrtle beach
united states

Rewrite these correctly.





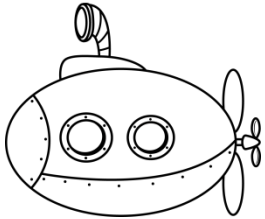
Today, we are going to practice  
**syllables.**

Day 8



Write  
how  
many  
syllables  
each  
word  
has.

Staple here.



Today, we are going to practice  
**adding and subtracting.**

Day 24

$3 - 1 = \underline{\quad}$

$5 + 1 = \underline{\quad}$

$4 + 4 = \underline{\quad}$

$8 - 1 = \underline{\quad}$


$5 - 2 = \underline{\quad}$

$4 + 3 = \underline{\quad}$

$2 + 3 = \underline{\quad}$

$5 - 1 = \underline{\quad}$

$6 + 2 = \underline{\quad}$



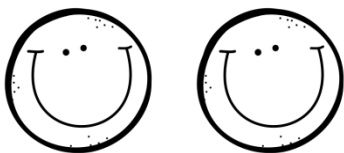
Staple here.

Today, we are going to practice **counting.**

Day 9

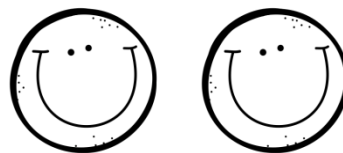
Count to 100 out loud 2 times and color the smiley face each time.

I can count to 100.



Now try to count backwards.

I can count backwards from 50.



Staple here.

Today, we are going to practice **spelling words.**

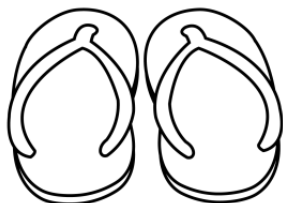
Day 25




S \_ \_ \_



S \_ \_ \_



f \_ \_ \_





C \_ \_ \_

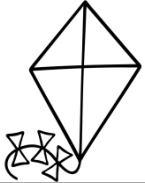
Staple here.


Today, we are going to practice **vowels.**


Day 10


	Short Vowel
	Long Vowel


	Short Vowel
	Long Vowel

	Short Vowel
	Long Vowel

	Short Vowel
	Long Vowel

	Short Vowel
	Long Vowel

	Short Vowel
	Long Vowel



Staple here.

Today, we are going to practice **comparing numbers.**

Day 26

7 \_\_\_ 5

4 \_\_\_ 4

5 \_\_\_ 4

1 \_\_\_ 7

9 \_\_\_ 8

12 \_\_\_ 14

Use  
<, >, or =.

6 \_\_\_ 4


5 \_\_\_ 2

10 \_\_\_ 12

8 \_\_\_ 8

5 \_\_\_ 4


2 \_\_\_ 6



Staple here.

Today, we are going to practice **writing.**

Day 11



Write a sentence to explain the picture.

Four sets of handwriting lines, each consisting of a solid top line, a dashed middle line, and a solid bottom line.

Today, we are going to practice **rhyming words.**

Day 27

play

sun

cloud


kite

grass

park

slide

Write one word that rhymes.





Today, we are going to practice  
**sight words.**

Day 12




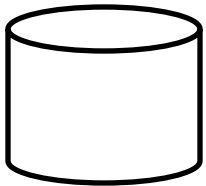
Read these words as quickly as you can.

and	away	big	come	down
find	help	here	look	little
make	my	not	play	said
run	see	the	to	up
we	where	yellow	yes	you


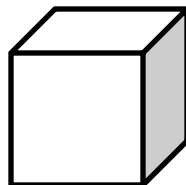


Staple here.

Today, we are going to practice  
**2D and 3D shapes.**

Day 28



Write if  
the  
shape is  
2D or  
3D.



Staple here.

Today, we are going to practice **writing.**

Day 13



Staple here.

Write a sentence to explain the picture.

Four sets of handwriting lines, each consisting of a solid top line, a dashed middle line, and a solid bottom line.

Today, we are going to practice **printing our ABC's.**


Day 29

Aa Bb Cc Dd Ee Ff Gg

Hh Ii Jj Kk Ll Mm Nn

Oo Pp Qq Rr Ss Tt Uu

Vv Ww Xx Yy Zz



Staple here.

Today, we are going to practice  
**skip counting by 10s.**

Day 14



10, 20, \_\_\_\_\_, 40, \_\_\_\_\_



20, 30, \_\_\_\_\_, 50, \_\_\_\_\_



50, \_\_\_\_\_, \_\_\_\_\_, 80, \_\_\_\_\_



30, \_\_\_\_\_, \_\_\_\_\_, 60, \_\_\_\_\_

Staple here.

Today, we are going to practice  
**printing our numbers.**

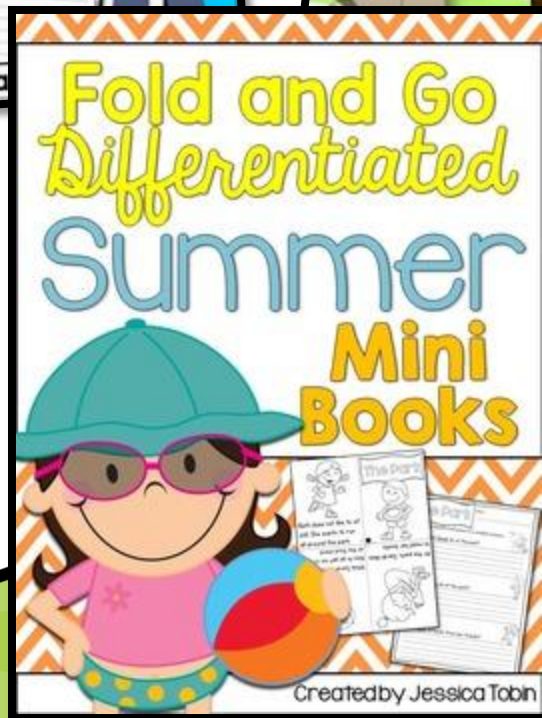
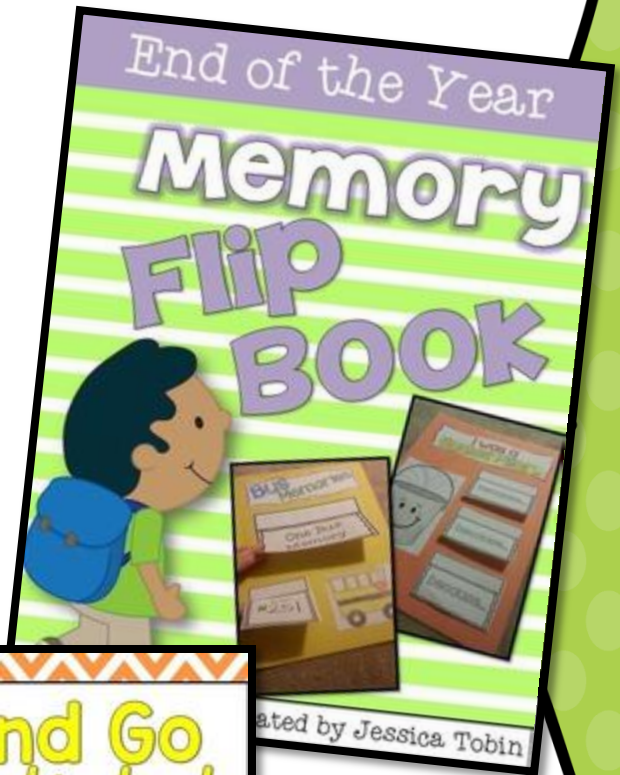
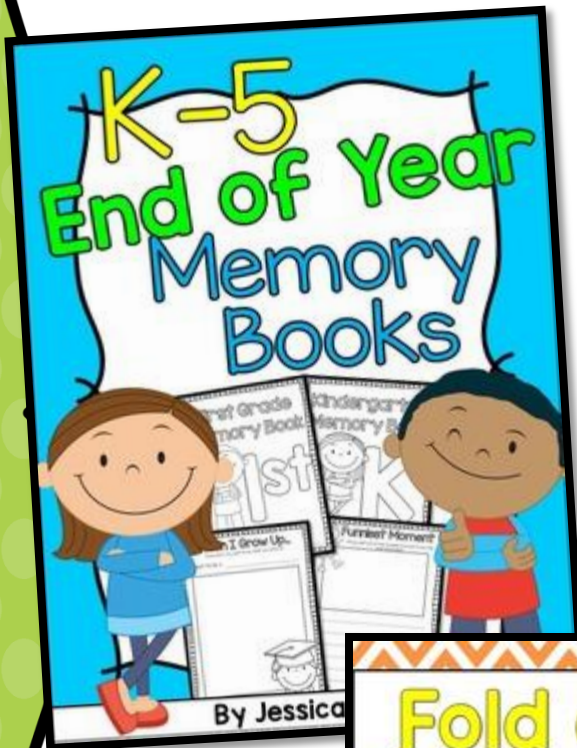
Day 30

1	2	3	4	5
6	7	8	9	10
11	12	13	14	15
16	17	18	19	20



Staple here.

Like this pack?  
Check these out...



# Thank you for your download.



How to keep updated with freebies, new products, and giveaways!



I'd love your feedback!

	F	D	D+	C	C+	B	B+	A	No Opinion
Overall Quality	●	●	●	●	●	●	●	●	●
Accuracy	●	●	●	●	●	●	●	●	●
Practicality	●	●	●	●	●	●	●	●	●
Thoroughness	●	●	●	●	●	●	●	●	●
Creativity	●	●	●	●	●	●	●	●	●
Clarity	●	●	●	●	●	●	●	●	●



Leave a Comment...

Email me when the seller responds

SEND

### AVERAGE RATINGS

Overall Quality: ★★★★★ 4.0    Thoroughness: ★★★★★ 4.0    Total: ★★★★★ 4.0  
 Accuracy: ★★★★★ 4.0    Creativity: ★★★★★ 4.0    6 ratings  
 Practicality: ★★★★★ 4.0    Clarity: ★★★★★ 4.0

Graphics Used

